


GUOPAI

WPC DOORS

2026 PRODUCT CATALOG



Complete WPC Door System for Global Projects

Waterproof | Termite-Proof | Eco-Friendly | Customizable

[Door Panels](#) | [Door Frames](#) | [Architraves](#) | [Wall Panels](#) | [Accessories](#)

WhatsApp/Phone: +86 188 0410 8545 | Email: sales.guopai@gmail.com

CONTENTS

01	Why WPC Doors	03
02	Company Profile	04
03	Manufacturing & Advantages	05
04	Specifications	06
05	Full WPC Door System	07-08
06	Door Design Series	09-11
07	Door Frames & Architraves	12
08	Door Stop, Skirting & Accessories	13-14
09	WPC Wall Panels	15-16
10	Packing, Customization & Contact	17-19

WHY WPC DOORS

Designed for humid, high-traffic and project environments

01 Waterproof & Moisture-Resistant

Suitable for bathrooms, kitchens, coastal cities and humid markets where MDF or wooden doors can swell.

02 Termite & Insect Resistant

WPC material helps avoid common termite and wood-boring insect damage in tropical and hot regions.

03 Low Formaldehyde, No Glue Core

Integral extrusion structure. No MDF core and no glue-bonded wooden board inside.

04 Stable & Easy to Maintain

Good dimensional stability, easy cleaning and lower maintenance cost for hotels, apartments and rental projects.

Feature	WPC Door	MDF Door	Solid Wood Door
Waterproof performance	Excellent	Poor	Medium
Termite resistance	Excellent	Poor	Medium
Maintenance cost	Low	Medium	High
Humid area suitability	Yes	Not recommended	Limited
Customization	High	High	Medium

COMPANY PROFILE

Built for global quality and reliable supply

Guopai is a professional WPC door and profile manufacturer in China, founded in 1997. With 40+ production lines and over 20 years of export experience, we supply full WPC doors, door frames, architraves, skirting boards, wall panels and accessories to global distributors, contractors and project buyers.

1997

FOUNDED

40+

PRODUCTION LINES

20+

YEARS EXPORT

One-Stop

DOOR SYSTEM

Distributors

Stable product range, color options and long-term supply support.

Contractors

Full door system with matching frame, architrave and accessories.

OEM Brands

Custom dimensions, films, packaging and market-specific models.

Main Product Range

- Full WPC door panels
- Matching WPC door frames
- Architraves and door stops
- Skirting boards and wall panels
- Hardware accessories options

MANUFACTURING & ADVANTAGES

Industrial Scale

40+ advanced production lines support stable mass production and reliable delivery for project and wholesale orders.

VPC Quality Control

Strict production control from raw material, extrusion, surface lamination, machining, packing to final inspection.

Customization

Custom sizes, colors, surface films, carving designs, hardware options and export packaging are available.

Export Support

Professional communication, documentation, loading guidance and after-sales support for global buyers.

Certifications & Test Reports

Available according to order requirements: ISO documentation, waterproof test, formaldehyde emission test, fire rating test and other market-specific reports. Please confirm required standards before mass production.

Buyer Confidence Checklist

- Stable production capacity
- Full WPC door + frame + architrave system
- Custom film and color development
- Export packing and container loading support
- OEM/ODM cooperation available

SPECIFICATIONS

Standard parameters and order information

Item	Standard Options
Product Structure	Integral extrusion / hollow bridge-hole structure
Door Thickness	35 mm / 40 mm / 45 mm
Available Widths	830 / 880 / 930 / 980 mm; custom widths upon request
Standard Height	2000 - 2400 mm
Surface Finish	PVC vacuum lamination; custom film options available
Door Frame Width	100 / 120 / 140 / 180 / 200 / 240 mm
Architrave	L-type / R-type / customized profiles
Application	Interior door, bathroom, hotel, apartment, project
Packing	Carton / pallet / customized export packing

Ordering Tip

For quotation, please provide: door model, size, thickness, frame width, color/film code, hardware requirement, packing method and destination port.

Full WPC Door System



Full WPC Doors



Waterproof & Moisture-resistant -

- 100% waterproof
- Moisture-resistant
- Mildew-proof



Anti-termite & Insect-resistant -

- Natural termite-proof
- Insect-resistant
- No rot or decay



Eco-friendly & Healthy -

- Eco-friendly WPC core
- Formaldehyde emission: E1 standard
- Non-toxic & safe



Customizable -

- Custom colors & finishes
- Custom sizes available
- Custom hardware options (hinges, locks)



Easy Installation -

- Simple 4-screw installation
- Time-saving installation
- Low labor cost



Fast Delivery -

- Stable production capacity
- On-time delivery guaranteed
- Fast lead time



Sound Insulation -

- Effective noise reduction
- Quieter living environment
- Better indoor comfort

Rich Finishes for Every Style



Line Carving Series



Flat Carving Series



GP-FC01




GP-FC02



GP-FC03



GP-FC04



GP-FC05



GP-FC06



GP-FC07



GP-FC08

Decorative Line Series

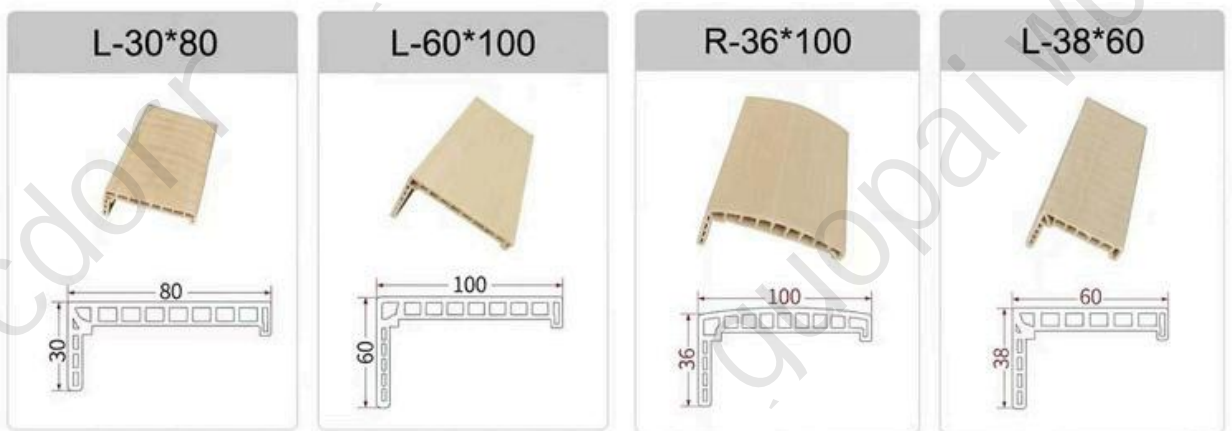


WPC Door Frame and Architrave

Door Frame



Architrave

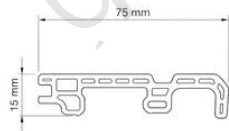
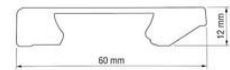
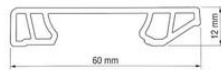


WPC Door Frame and Architrave

Door Stop



Skirting Board



Accessories



GP-L01

GP-L02

GP-L03

GP-L04



GP-H01



GP-H02



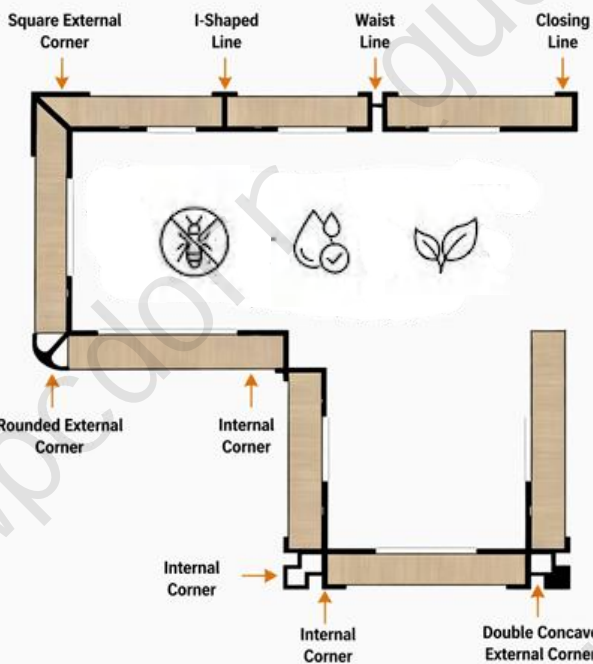
GP-H03



GP-H04



ALUMINUM STRIP INSTALLATION LAYOUT

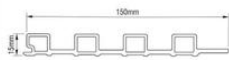
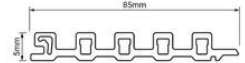

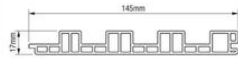


TECHNICAL SPECIFICATIONS & PERFORMANCE CLASSIFICATION

ITEM	SPECIFICATIONS
Standard Width	1200mm (1.2m)
Length	Customizable Up to project requirements
Thickness Range	4.5mm - 18mm
Density Range	650kg/m ³ - 1300kg/m ³
Application Sites	High-traffic commercial areas, residential interiors



More Colors...



PACKING & LOADING

1. Surface Protection

Protective film or carton protection according to order requirements.

2. Carton Packing

Door panels, frames and accessories can be packed separately or as a set.

3. Pallet Support

Pallet packing is available for safer handling and container loading.

4. Loading Guidance

Container loading quantity depends on size, thickness and packing method.

Recommended Quotation Information

- Door model and quantity
- Frame width and architrave type
- Hardware and accessories
- Size and thickness
- Surface color / film code
- Destination port and packing preference

CUSTOMIZATION & APPLICATIONS

Color & Film Customization

Wood grain, solid color, marble texture and market-specific PVC films can be developed according to sample or color board.

Size & Profile Customization

Non-standard door sizes, frame widths, architrave types and matching profiles can be adjusted for local projects.

Hardware Options

Locks, handles, hinges and accessories can be selected according to target price and project requirements.

OEM/ODM Support

Private label, carton design and customized model naming are available for long-term partners.

Suitable Applications

- Residential interior doors
- Hotels and apartments
- Commercial interiors
- Bathrooms and humid areas
- Rental housing projects
- Coastal and tropical markets

Thank You & Welcome

Thank you for exploring our WPC door catalog.

We continuously improve our quality and service to deliver premium building materials for your projects. Let

Contact Us

WhatsApp / Phone: +86 188 0410 8545

Email: sales.guopai@gmail.com

Address: No. 4 Shenhu Road, Yuhong District, Shenyang, Liaoning, China

Please contact us for updated color boards, sample policy, project quotation and customized packing details.